

# Rebated Double Doors 285 | 309 | 317

BS EN 1125



THREE & FOUR POINT LOCKING



## 285 Double Door Set for Rebated Double Doors

Classification No.	3	7	6	B	1	3	2	2	A	A
EN 1125 : 2008										

The Exidor 285 for rebated double doors is a complete package consisting of a panic latch (296), a panic bolt (294) and a box keep (300).

- Non-handed
- Fire rated for use on timber and steel doors
- Surface mounted
- Closed arm design

## 309 Double Door Set for Rebated Double Doors

Classification No.	3	7	6	B	1	3	2	2	A	A
EN 1125 : 2008										

The Exidor 309 for rebated double doors is a complete package consisting of a panic bolt with horizontal Pullman latches (308), another panic bolt with vertical Pullman latches (311) and two horizontal Pullman keeps (407).

- Non-handed
- Surface mounted
- Closed arm design

## 317 Double Door Set for Rebated Double Doors

Classification No.	3	7	6	B	1	3	2	2	A	A
EN 1125 : 2008										

The Exidor 317 for rebated double doors consisting of a panic latch (296), a panic bolt with vertical Pullman latches (311) and a box keep (300).

- Non-handed
- Fire rated for use on timber and steel doors
- Surface mounted
- Closed arm design



### Standard sizes

Standard size panic bolts are suitable for single doors up to 1220mm wide and 2440mm high. Special sizes are available on request.

### Additional options

The Exidor reversible panic bolts can be supplied with:

- Adjustable shoots (suffix 'A' after the product code - 285 only)
- Steel door fixings (suffix 'SD' after the product code)
- Microswitch (suffix 'MS' after the product code)

### Optional accessories for all the rebated double door sets

- 298 Outside access device - knob operated
- 302EA Outside access device with Euro aperture - knob operated
- 302EC Outside access device with Euro cylinder - knob operated
- 302OA Outside access device with oval aperture - knob operated
- 302OC Outside access device with oval cylinder - knob operated
- 322EA Outside access device with Euro aperture - lever operated
- 322EC Outside access device with Euro cylinder - lever operated
- 304 Exit alarm
- 299 Dogging device

### Optional accessories for the 285 and 317 rebated double door sets

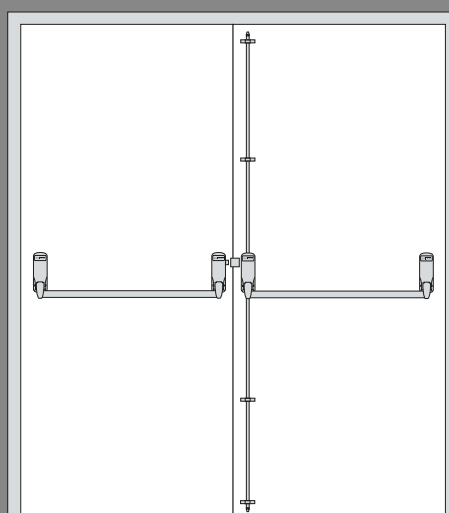
- CL1 Mechanical push button outside access device
- CL2 Mechanical push button outside access device with passage facility
- CL3 Quick code mechanical push button outside access device
- CL4 Quick code mechanical push button outside access device with passage facility

Exidor threshold seal ES1 can be fitted as an alternative to the floor keep, Exidor adjustable shoots must be used. Please suffix CB on the product code. i.e 293A/CB (See Exidor Door Seal Range leaflet for details).

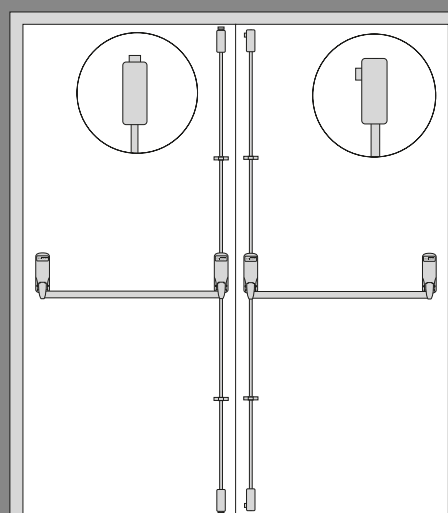
Horizontal Pullman Latches



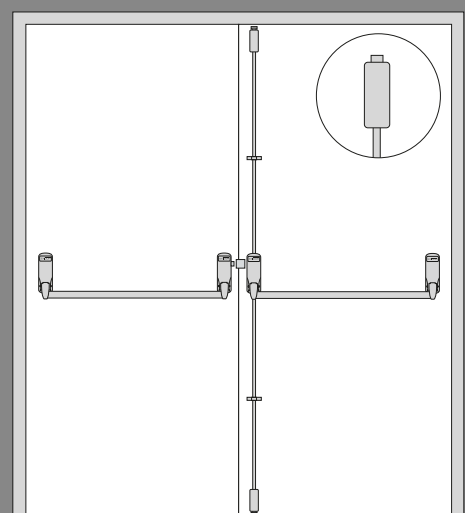
Vertical Pullman Latches



285



309



317